White Cross Handbook

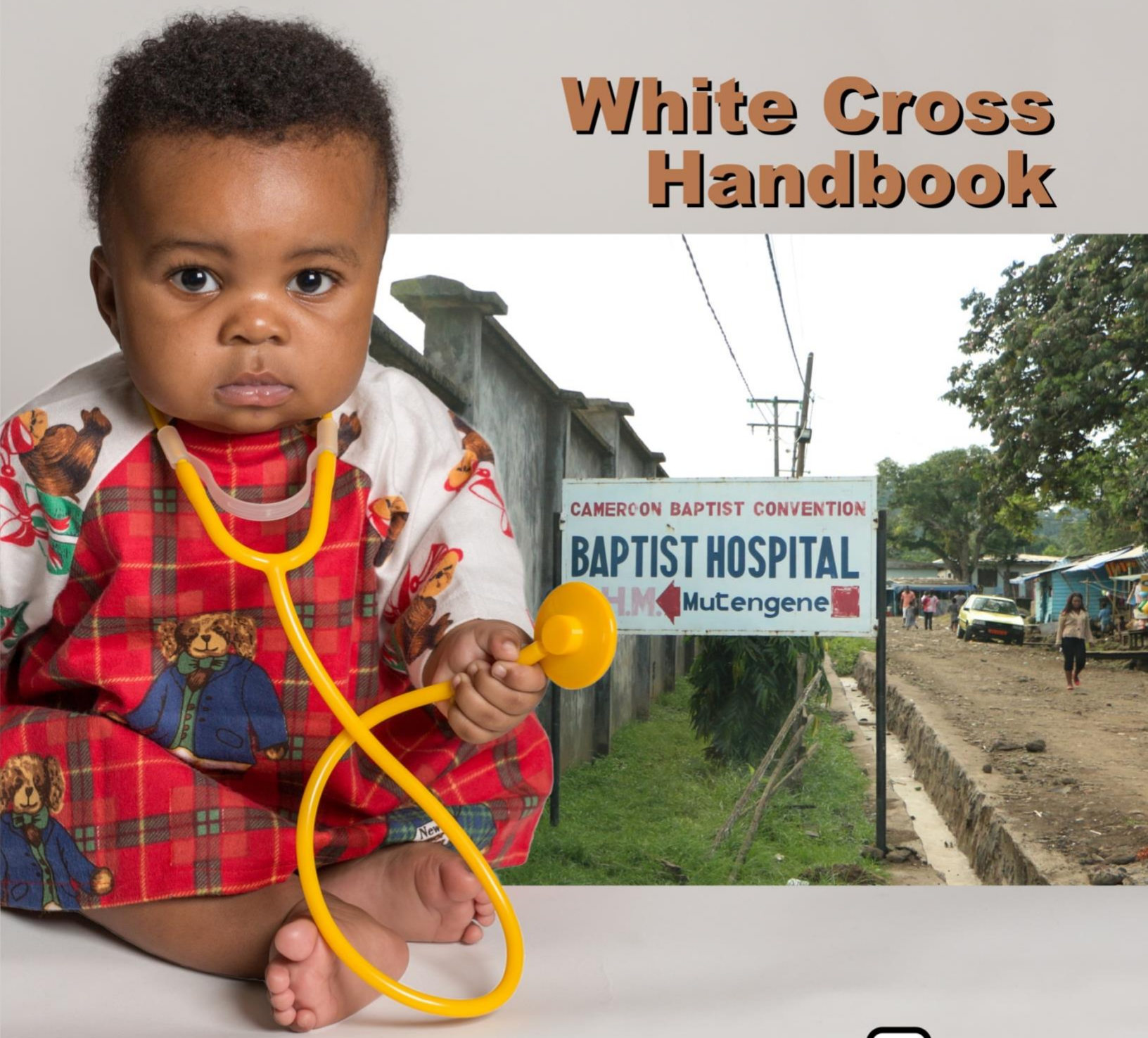

UPDATED IN

January 2026

White Cross

USA | CANADA

White Cross Handbook

White Cross Handbook. Copyright © 2026. All Rights Reserved.

The handbook was produced by White Cross Canada, a ministry of the North American Baptist Conference, for use by North American churches who are participating in the ministry of White Cross. This content may freely be used, copied and shared by these ministry partners.

Cover Photos:

Child with stethoscope wearing a Baby Jacket. Copyright © 2016, by Greg Campbell Photography. Used with permission.

Baptist Hospital Mutengene—Entrance and Sign, photo by Tim Willson. Copyright © 2014 by Taylor College and Seminary.

Table of Contents

INTRODUCTION TO WHITE CROSS **1**

WELCOME! 1
BRIEF HISTORY 1
KEY PRINCIPLES 2

GENERAL INSTRUCTIONS **3**

GETTING INVOLVED 3
PACKING AND DELIVERY PROCEDURES 4

FINANCIAL CONTRIBUTIONS **5**

FINANCIAL CONTRIBUTIONS FOR SHIPPING 5
OTHER COSTS 5
WHEN TO SEND 5

MEDICAL SUPPLIES **7**

OVERVIEW 7
INDIVIDUAL CONTACTS 7
FINANCIAL SUPPORT 7
MISCELLANEOUS MEDICAL SUPPLIES 7
Usable Medical Supplies: *7*
Medical Supplies NOT Generally Shipped: *8*
Preparing Medical Supplies for Shipment: *8*
MEDICAL EQUIPMENT 8
HOSPITAL LINENS 9
USED EYEGLASSES & SUNGLASSES 10
USED HEARING AID 10
DENTAL NEEDS 10

GUEST HOUSE SUPPLIES **11**

OVERVIEW 11
NEEDED SUPPLIES 11
Categories: *11*
Details for Bedroom & Bathroom Linens *11*
SPECIAL REQUESTS 12

SEWN ITEMS **13**

FABRICS 13
General *13*
Quality *13*
Colors/Designs *13*
Sizing *13*
Selvage *13*
SEAMS & HEMS 14
General *14*

Using a Serger *14*
Using a Regular Sewing Machine *15*
Suggested Seams 15
Flat-Fell Seam 15
French Seam (sewn down) 15
BABY LAYETTES 16
Overview/Purpose *16*
Shopping for Ministry Options 16
Sewing Options 16
Baby Clothes *17*
Baby Blankets *18*
Baby Diapers *19*
Option 1 – Purchased 19
Option 2 - Sewn 19
WRAP-AROUNDS (SKIRTS) 19
DRAW SHEETS 20
SLINGS (TRIANGULAR BANDAGES) 20
SURGICAL WRAPPERS 21
ABSORBENT PADS 22
NON-SEWN ITEMS 23
ROLLED BANDAGES 23
Fabric *23*
Instructions *23*
Optional *24*
4X4 SQUARES (ABSORBENT SQUARES) 25
BOOKS/BIBLES/DEVOTIONAL MATERIALS 26
OVERVIEW 26
THEOLOGICAL BOOKS 26
MEDICAL BOOKS 26
OTHER EDUCATIONAL BOOKS 26
DEVOTIONAL MATERIALS 26
APPENDICES: 27
APPENDIX 1: Contact Information and Mailing Details (USA and CANADA) 29
APPENDIX 2: *Individual* Contribution Details (USA and CANADA) 31
APPENDIX 3: Parcel and Equipment Shipping Instructions (USA only) 33
APPENDIX 4: Detailed Delivery Instructions (CANADA only) 35
APPENDIX 5: *Sample* Lists of Usable Medical Supplies & Equipment 39
APPENDIX 6: Detailed Information on Bedding/Sheets 42
APPENDIX 7: Detailed Information for Devotional Booklets & Bibles 44
APPENDIX 8: Items no Longer Needed 46
APPENDIX 9: All Forms for White Cross CANADA 48
APPENDIX 10: All Forms for White Cross USA 56
APPENDIX 11: Hearing Aid Donation 62
APPENDIX 12: Bandage Roller Pattern 64

INTRODUCTION TO WHITE CROSS

Welcome!

Whether you have been involved with the White Cross ministry for 50 years or are just curious, know that this is a ministry with a direct impact on lives in West Africa. White Cross has been contributing to the West African medical work for many years.

There are various opportunities to contribute to this important work. This handbook serves as an introduction and resource to these opportunities. Enjoy!

Brief History

White Cross grew out of the work of the Red Cross, which was being done everywhere during World War I. 1919 saw the American Baptist women inaugurate the White Cross program. Three years later, the North American Baptist (NAB) Conference, through the Ladies Mission Societies, joined this effort.

After World War II, the NAB White Cross work was involved in several North American ventures as well as in providing supplies for the developing medical clinics in Cameroon. The focus on supplying the needs of the medical work in Cameroon expanded significantly and is now one of the major activities of White Cross. Currently, White Cross partners with the Cameroon Baptist Convention (CBC) in Cameroon. As of December 2024, CBC Health Services is operating 15 hospitals, 27 Integrated Health Centres, and 54 Primary Health Centres. In addition, CBC Health Services runs five training institutions. Annually, CBC Health Services provides essential services to over 1 million patients.

In 2010, White Cross split into White Cross USA and White Cross Canada. White Cross USA was integrated into The Quest Church in Royse City, Texas, until 2020, when it transitioned to a ministry of Century Baptist Church in Bismarck, North Dakota. White Cross Canada is based at Taylor College and Seminary campus in Edmonton, and operation has been moved to Alberta Baptist Association since 2021.

While much has changed over the years, the core of White Cross has remained strong. As we move forward in the 21st century, we are guided by some key principles, the two most important being partnership and quality.

For videos with helpful information on White Cross or the medical work in Cameroon, please go to the White Cross website:
whitecrosscanada.ca
Follow the links to the video archive.

Key Principles

We want to **partner** with the work in Cameroon and beyond in ways that help do the best job possible. We strive to contribute to the growing work in West Africa in **quality** ways.

Quality does not mean quantity, although much is needed to help the work. Quality means asking questions like:

- Is this of a quality that I would want to use?
- Are we sharing what is useful to help or merely paring down our unwanted items?
- Will this item last very long, and is it worth the cost of shipping?

Partnership recognizes the different roles in the ongoing work and strives for the betterment of others. It is especially helpful to note that:

- The work in Cameroon has changed over the years.
- Most of the work and decisions are done by Cameroonians, who know their context much better than most of us in North America.
- We want to support and help that work without getting in the way.
- There are plenty of items that could be "used" in Cameroon, and we want to focus on what is most needed and what is most helpful **for them**.
- We want to make sure that we do not undercut the local markets.

GENERAL INSTRUCTIONS

Getting Involved

There are many ways to get involved with White Cross:

The primary way to get involved is through White Cross groups in churches across the country.

- Each church and/or group is organized differently.
  - We encourage you to structure your group as best suits your situation.
  - Each group should appoint someone who will be the local contact person with the Shipping/Ministry Center in your country (more details below).
- Individuals can participate in each group:
  - directly (e.g. getting together with the group to make and pack supplies), or
  - indirectly (e.g. locate supplies, shopping for the group, make deliveries, develop community/medical contacts, raise funds, etc.).
- IF there is no group in your church, feel free to:
  - join other groups nearby.
  - start a group in your church (nearby groups will often help new groups get started--ask).
  - work on your own for the time being.

Not everything in this book is done by every group. Each group and individual can find what suits their skills and do what is of interest to them or matches their skill set.

The Shipping/Ministry Center in each country serve as points of contact and communication with the recipients in West Africa.

- Each group should appoint a contact person.
  - The CANADA form is online (https://whitecrosscanada.ca/forms-%26-handbook) or in Appendix 9.
  - The form can be completed and sent to the national Shipping/Ministry Center or the information can be sent by email).
- The contact person will receive all instructions and updates.
  - These updates can be passed along to the appropriate person (e.g. detailed instructions and *specific* updates should be given to the group leader; *general* updates can be sent to anyone).
- Names and emails of people who would like to receive *general* updates directly can be sent to the appropriate Shipping/Ministry Center Centre.
- Groups and individuals in connected geographic areas are encouraged to stay in contact with each other.
  - The structures of the past (e.g. regional chairpersons) are no longer necessary for the organization of White Cross, but some groups find it helpful to stay in communication with one another and to get together occasionally.

If you live in the vicinity of the White Cross Shipping/Ministry Center contact them directly to see if there are volunteer opportunities to help sort, repack or load containers; perhaps they could use expert input into medical, dental or other aspects of the shipments.

Packing and Delivery Procedures

Here are the procedures to prepare boxes/parcels for delivery to the White Cross Shipping/Ministry Centers:

1. Purchase, sew, roll, procure, etc. the items for White Cross and pack those in boxes.
2. Place a **Parcel Shipping Form** in EACH box. (Please do not tape to the outside of boxes.)
3. On this form please complete:
    a. the name and *email* (this is preferred) OR address (only one is needed) to which an acknowledgement will be sent.
    b. the total number of boxes shipped together AND the number of that box.
    c. put the weight if that is helpful for you; we weigh all incoming boxes.
        i. For American groups: please weigh your boxes and list the weight on the form. If your group does not have the ability to do so, please contact White Cross USA.
    d. at least the church/group name and city.
    e. the approximate date of the shipment (month and year are fine).
    f. if you have any particular comments, those can be included.
4. Check off or list on a blank line the contents; amounts are not necessary and are a matter of preference.
5. Send or deliver the parcels/boxes to the Shipping/Ministry Center in your country

    *Boxes can be delivered all at once or as they are filled

    *An acknowledgement will be sent when each group of boxes has been processed.
6. At a time that is convenient, mail in or drop off a **Financial Contribution Form** along with your financial contribution. Please send all financial contributions as specified in your national Shipping/Ministry Center's forms.

See Appendix 3 (USA) and Appendix 4 (CANADA) for detailed delivery instructions for each national Shipping/Ministry Center.

If an individual is delivering your boxes for you,
please make sure they have a copy of those instructions.

FINANCIAL CONTRIBUTIONS

The generosity of groups and individuals across North America is what makes White Cross so successful. Thank you! Here are some general details regarding financial contributions.

Financial Contributions for Shipping

Contributions towards shipping costs are encouraged at $2 per pound (lb.). However, as this chart shows, that does not cover all of the costs of shipping to Africa.

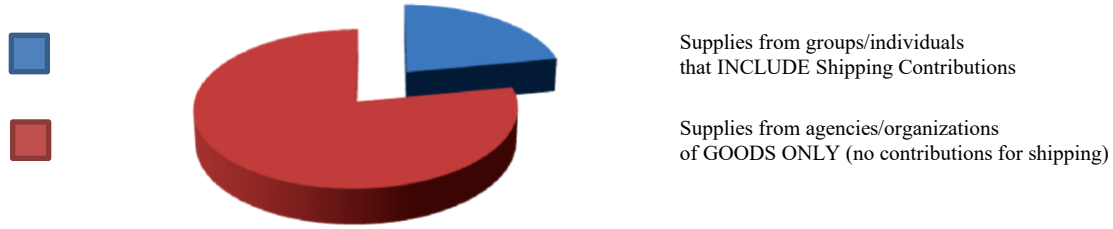

Every year the entire "pie" is able to be shipped due to the generous contributions of individuals, groups, churches and other organizations. If your church has a White Cross budget or your local group is raising funds, thank you. If you are not connected to a group and you donate directly, your contribution is eligible for a tax receipt if it is $20 or more. See Appendix 2 for the **Individual Contributions Form**. Regular contributions are greatly appreciated!

Other Costs

White Cross costs go beyond the shipping of containers. Other needed supplies are purchased for use in the medical work. Some of the ways in which funds may be used are noted on the **Group Contribution Form** found in Appendix 9 (CANADA) and Appendix 10 (USA). Further, as an example, items such as sturdy packing boxes are purchased to ensure safe arrival of all goods in Cameroon. These boxes are also beneficial in Cameroon and are re-used many times by the Central Pharmacy, hospitals and health centers. Your generosity is deeply appreciated, the work is growing!

When to Send

- Track your shipping weights and send your shipping and other contributions at a time that is convenient for you.
- Your financial contributions can be sent in periodically or at your "year-end."
- Please send all financial contributions as specified in your national Shipping/Ministry Center's forms.

Other details specific to the Shipping/Ministry Center in your country can be found in the APPENDICES.

Please note that previous contract sewing options no longer need to be factored into your shipping contributions. While sewing is still done in Cameroon, those contracts are handled by the hospitals and health centers. We can help by providing the other supplies listed in this handbook, which helps reduce the overall costs for the hospitals and health centers.

YOUR IDEAS/NOTES/SUGGESTIONS for FUTURE EDITS:

MEDICAL SUPPLIES

Overview

Groups and individuals in North America regularly work in or make contacts with local hospitals, nursing homes, and clinics and are able to acquire a wide variety of medical supplies and equipment. Over the last number of years, these types of donations have increased dramatically. Here, we will offer some guidance regarding the usefulness of these donations.

Individual Contacts

If you have contact with key individuals in the CBC Health Services and can access items that they specifically requested, you can direct items to them through White Cross. You would need to make arrangements for the financial costs associated with shipping and clearing such items. Please make sure that your national White Cross Shipping/Ministry Center:

1. knows the shipment is coming.
2. has approved the space it will require, and
3. can be sure that the item(s) will not cause problems with shipping and customs.

Financial Support

Many times the donated medical supplies are offered directly to the national Shipping/Ministry Centers. These donations do not usually come with any financial contributions towards shipping. We encourage individuals and groups to give generously so that we can continue to receive and send these items.

Miscellaneous Medical Supplies

This is a broad category and can include a wide-range of items not included in the categories listed below. We cannot provide a list of every item that can be used, but can offer some suggestions for the types of items that are often helpful. We are starting to develop a list of items not usable (for a variety of reasons). If you have any questions, please contact your national Shipping/Ministry Center.

Usable Medical Supplies:

Many items in hospitals, ambulances, nursing homes, clinics, etc. are often discarded due to such things as procedures (e.g. moved to patient's room but not used) and policy changes (e.g. hypodermic needle sizes). These items can be collected, sorted and sent to your national Shipping/Ministry Center.

If there is a concern about sterility, for example, items can be autoclaved in the West African hospitals.

See Appendix 5 for a sample list of items that have been useful in the past. Updated lists will also be posted to the https://whitecrosscanada.ca/frequently-asked-qs website if/when needs change. Appendix 5 will also be updated to reflect any changes. If you are uncertain about any items, *please ask*. We confirm all items before shipping.

A note regarding medicine containers:

- Glass medicine dropper bottles are useful and are the only acceptable glass items to be sent.

Medical Supplies NOT Generally Shipped:

- Items with past expiry dates & expiry within 12 months of the shipment month
  —For going through customs and ensuring the safety of the items, we are not allowed to send any expired/soon expiring items. (Items without expiry dates are continuing to be appreciated.)
- N95 masks & face shields
  —There are enough supplies in the hospitals. (Surgical masks are commonly used and appreciated.)
- Most liquids
  —This would include but not be limited to IV solutions, flush syringes, etc.
- Pharmaceutical medications
  —These are excluded for a number of reasons, including: customs challenges, temperatures on containers, expiry dates, etc.
- Vitamins and Supplements (regardless of expiry dates)
- Glucose Monitors (Diabetes)
  —The strips are the expensive part and are specific to the monitors (which are often free).
- Batteries
  —Only batteries for specific items or projects are sent; these must be removed and secured with water-resistant packaging if possible.

Preparing Medical Supplies for Shipment:

We ask that each group/individual organize and check all items before sending them to the national White Cross Shipping/Ministry Center. Receiving unnecessary or unsorted items significantly increases the workload of volunteers at each Shipping/Ministry Center.

Medical Equipment

Occasionally, higher-end equipment is needed. Sometimes, such needs are communicated through medical teams with connections to Cameroon, but donations are also welcome.

If you have solid, functioning medical equipment that you would like to donate, please contact your national Shipping/Ministry Center. They will confirm with the medical staff in Cameroon to ensure all items are needed.

Hospital Linens

The CBC Health Services hospitals and health centers continue to grow and expand. One of the ways you can help contribute to the needs of this expansion is through **quality** linens. If you receive donations of used linens, these must be sorted carefully and only items in excellent condition should be forwarded on the national Shipping/Ministry Centers.

Excellent condition means: No evidence of wear, No stains, No pilling, and No rips, etc.

Sending lesser quality items is not usually worth the shipping costs

The hospitals and health centers need:

- Good quality used (or new) **bed sheets**:
  - Not too thick for drying purposes.
  - Plain colors are preferred but basic prints are acceptable.
  - Muslin, flannel, percale or other durable fabric is suitable.
  - Poly-cotton is usable if the percentage of cotton is higher than the polyester. Polyester fiber is not okay.
  - Mostly flat, twin sheets are used but some fitted are used (sets are not necessary).
  - Ensure used sheets are clean before sending (if dirty, please wash first)
  - See Appendix 6 for a flowchart on what sheets are usable where.
- **Pillowcases** (standard size pillow cases: 20"x30" are typical. Longer, quality cases can be cut and resewn to 30". Cases made of durable fabric in plain colors are the most suitable.
- **Draw sheets** (donated draw sheets are becoming more common and are excellent; they can still be made as well—more details are under "Sewn Items" below).
- **Bath and hand towels** (these should be of a smaller size and lighter weight to allow for quicker drying).
- **Washcloths.**
- Quality **hospital blankets** (not duvets, quilts, throws, etc.).
  - The blankets should be lightweight and breathable.
  - Fabric that is mainly cotton is best and poly cotton blends will work if the percentage of cotton is higher than the polyester.
  - Many used, quality blankets from NA hospitals or nursing homes are acceptable. It is best if you can locate/collect 20+ of the same design.
  - Please check them over for rips, stains, etc. before sending.

Maternity Department needs (Please label them clearly for "Ekoumdoum Maternity"):

- **Wash cloths**
  - about 10 " square or 25.5 cm square (not smaller)
  - a heavier weight. (They need to be put in an autoclave. Thin, lightweight wash cloths are not acceptable.)
- **Towels** for receiving babies. These need to go in an autoclave.
  - a heavier absorbent cotton material that we typically use for drying dishes.
  - Not bath towels or soft, plush towels. Please, NO microfibre material.
  - The size should be about 68 cm x 45 cm.

Used Eyeglasses & Sunglasses

Some parts of the CBC HS network can benefit from used (or new) eyeglass frames.
Reading glasses can be used as is. *For prescription lenses, it is only the frames that are useful.* To protect the frames during shipping, however, lenses can remain. Cases or slips are also excellent for protecting the glasses and for distribution in Cameroon. Please make sure the frames are in very good condition before sending. Sunglasses are also needed.

Used Hearing Aid

Hearing aids should be in good quality and clean before donating.
As of 2023, we are looking for the following behind-the-ear hearing aids and their batteries:

- **All Siemens Reflex BTE (behind the ear**): Reflex M, Reflex DP, Reflex SP
- **All Phonak Aids BTE:** Naida UP (Battery: No 675), Naida SP (Battery: No 13), Naida Bolero (Battery No 13, some take No 312)
- **All the ETERNA BTE:** Eterna aids

Donations other than what we can program are not helpful. They will be thrown away because we can't use them at this point.

For more details, see Appendix 11.

Dental Needs

CBCHS is working to expand its dental services across the country. Expansion means needed equipment and supplies.

Full dental suites—especially chairs with lights—are the most helpful items. We have also shipped fully functioning X-ray machines with all the components. Dental chairs, chairs with lights, X-ray machines, sanitation units, dental trays and tray stands are all helpful.

Dental supplies are also collected. Please separate and label items by category:

- Dental floss, waxed (Up to 1000 pks per shipment)
- Tooth brush, adult (Up to 150 dozens/1800 pieces per shipment)
- Tooth brush, child (Up to 80 dozens/960 pieces per shipment)

If you have contacts in the dental field that could assist with the provision of equipment or supplies, please contact your national Shipping/Ministry Center directly.

GUEST HOUSE SUPPLIES

Overview

Guest Houses (also called Rest Houses) are located throughout Cameroon and are critical for housing visiting doctors, missionaries, and other skilled volunteers. Over 350 volunteers a year use the CBC Guest Houses. CBC staff attending training workshops and conferences also stay in the Guest Houses. A wide variety of items can be purchased or donated for use in these guesthouses.

Needed Supplies

All supplies now sent need to be of high quality. They should be in new (preferred) or in excellent condition. *Excellent condition* means: no evidence of wear, no stains, no pilling, no rips, etc.

Categories:

- Bedroom Linens
- Bathroom Items
- Kitchen Items
- Miscellaneous Items

See the bottom of the new **Parcel Shipping Form** for a summary list.
(Form is Appendix 9—CANADA or Appendix 10—USA)
Please send only what is on this list unless it comes by special request.

Details for Bedroom & Bathroom Linens

- *Bath towels* should be of smaller size and lighter weight to allow for quicker drying. In the rainy season, large heavy bath towels take too long to dry and can become musty.

- *Pillows* should be washable and of medium weight/density.

- *Pillow Cases:* Standard size pillow cases, 20”x30” are typical.
  - Plain colors are suitable.
  - Muslin, flannel, percale, poly-cotton (see bed sheets below) or other durable fabric is suitable.

- *Bed Sheets* – only complete (1x flat sheet & 1x fitted sheet), matching sets.
  - Not too heavy or thick for drying purposes.
  - New sets are preferred. Purchase twin/single size and double/full size sheet sets.
  - No king size sheets.
  - Plain colors or prints are acceptable.
  - Muslin, flannel, percale, or other durable fabric is suitable.
  - Poly-cotton is usable if the percentage of cotton is higher than the polyester. Polyester fiber is not okay.
  - See Appendix 6 for a flowchart on what sheets are usable where.

Special Requests

Normally the Shipping/Ministry Center will purchase requested items. Occasionally, however, groups or individuals may receive personal requests from the field for specific Guest House items (each Shipping/Ministry Center should also have been informed of these requests). These items may or may not be on the standard list.

Please ensure that special request items are properly boxed and labelled with the requesting missionary's name and location. These items will be shipped directly to the missionary (after forms have been removed and contents have been confirmed). Only include special request items in this box. Also include a **Parcel Shipping Form**.

SEWN ITEMS

Fabrics

General

Fabrics have changed in recent years. For example, poly-cotton blends are much more available today and can be as durable as more expensive options. Pay attention to the types of fabric suggested for each item listed below, and select fabric that is appropriate for that item.

Occasionally, people get access to quality used fabrics. However, used fabrics are only acceptable in certain situations. Remember that even quality, used fabrics will not last as long as new fabrics.

Note: flannel is the same as flannelette. We only use the term flannel throughout this Handbook. It comes in different qualities and thicknesses which can affect the overall quality of the items.

Quality

Quality is one of the most important features of the fabrics purchased. Sometimes "cheap" is available and can be very inexpensive. Such fabric, however, does not usually last very long and tears too quickly. Many of the items below are made in love. We want to make sure that what we send will do the needed job and will last a long time.

Colors/Designs

Color and design matter for a variety of reasons for various items. Sometimes bright, multi-colored items are enjoyed and greatly appreciated (e.g. baby layettes). Other times plain colors and basic prints are more functional. Please be sensitive to the requests noted for each item.
(For any items, please avoid patterns with owls or chameleons, as they have negative cultural connotations.)

Sizing

This is a shared document, and all measurements continue to be given in inches (”). To convert inches to centimeters (cm.), simply multiply the measurement in inches by 2.5 (e.g. 3” = 7.5 cm.)

Some fabrics are now harder to acquire in certain widths, and some of the traditional sizing was based on the width of the purchased fabric. For example, widths around 40-42” are becoming more common in some areas than 36” or 45” widths. If you find that your fabric width is different from that specified, you may need to adjust some of the sizes of the product in order to avoid too much waste. For example, traditionally baby diapers were listed as either 36” or 45” long. If you have 41” fabric, then you could make diapers that are 18”x 41”. To make it clear when you can use different widths, size ranges will be given below when appropriate (e.g. diapers can be anywhere from 36” to 45” long).

Selvage

Selvage is the finished edge of the fabric. Some selvage edges can serve as a finished edge. Other selvage edges need to be cut and hemmed in order to provide good-looking, durable edges.

Seams & Hems

General

Some of you have sewn for many years and have your own preferred methods. Wonderful! All we ask is that you pay attention to the purpose statements for each item and then make seams and hems that are appropriate to the item. For example, some items are regularly washed and reused over and over again. These would need *strong seams and hems* that will hold through repeated use and washing.

For those who would like clearer directions to help get started, what follows are some suggestions regarding seams. Unless otherwise noted, a 5/8" seam allowance is standard. Seam allowances can make a significant difference in the finished size of the item. Whatever your method, please measure your finished item to confirm that it fits the finished size expectations (if listed) of that item.

Using a Serger

A Serger machine can work well for hems and seams. However, depending on the type and quality of stitches and on the type of fabric being used (e.g. some fabrics fray quite easily), the stitching can pull away from the rest of the fabric. The basic concern is to ensure the *quality and durability* of the hem or seam.

Such quality and durability will vary depending on a number of factors. If you use a serger regularly, you will know what seams and hems offer the best durability and quality. If you are new to serging, make sure you practice what happens with variations of setting on the tension dials, pressure regulator screw, stitch lengths and whatever settings your serger has. Another factor is the number of threads used. Sergers that use only 2 threads may require extra stitching on the seams and hems. Some sergers do not stitch a seam, but only overcast the edge. In this case, you will need to stitch the seam with a regular machine after serging. Sergers using 3-4+ threads will give a much better seam or hem.

Keep in mind that the serger trims away the fabric along the overcast edge—unless you disengage the blade/knife (see *Picture 1*).

Picture 1: Serged fabric *without* (left) and *with* (right) blade. Notice the loss of fabric with the blade

If you serge a seam without the blade, you will have a much smaller seam than the standard 5/8" seam. You may need to adjust the cut sizes of the pattern so that the finished sizes are accurate depending on the cutting width of the blade.

Using a Regular Sewing Machine

When making a seam, be sure to backstitch at the beginning and at the end of the seam to secure the stitching. If you do not know a strong seam, please see the suggested seams below.

When hemming, turn up a ¼" fold to the wrong side of the fabric. Then turn up a second fold at least the width of the first one and edge stitch the hem

Also, it may be helpful to do a short backstitch in the middle of a seam or hem to prevent the entire seam or hem from coming undone if some of the stitching comes loose.

Suggested Seams

Flat-Fell Seam

1. On right side of garment stitch a plain seam. (*Figure 1*)
2. Trim one side of seam to within 3/16" from stitching. (*Figure 2*)
3. Turn raw edge of 5/8" seam allowance under and press over the trimmed side. Top stitch close to turned edge. (*Figure 3*)

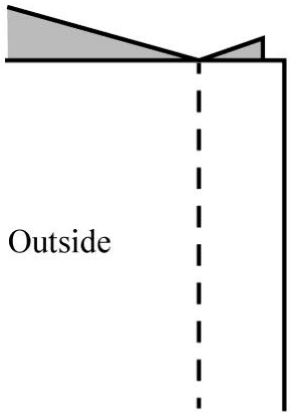

Figure 1

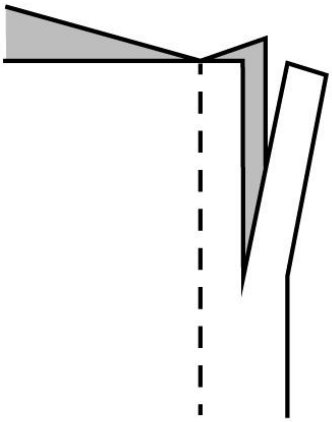

Figure 2

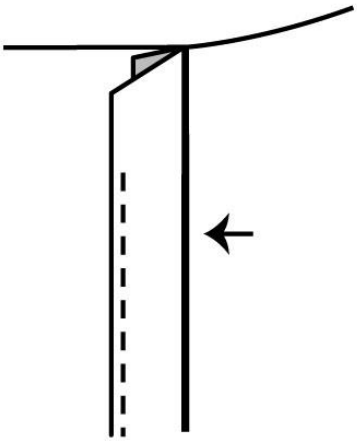

Figure 3

Suggested Seams (continued)

French Seam (sewn down)

1. With right sides of fabric together, sew a seam ¼" from the edge. (*Figure 4*)
2. Turn fabric to right side and sew another seam 3/8" from previously sewn edge. (*Figure 5*)
3. Sew seam down on right side of fabric. (*Figure 6*)
   when sewing the side seam of baby clothes, the seam should be turned to the back of the item before stitching

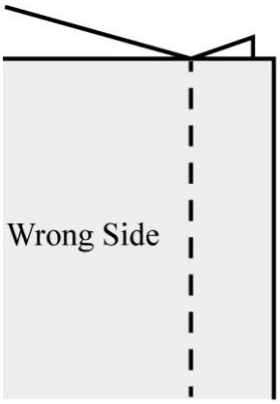

Figure 4

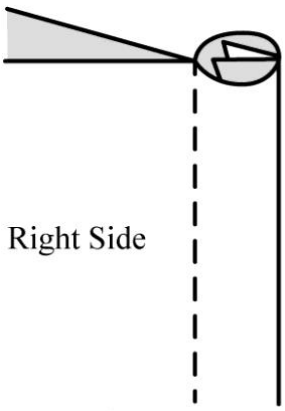

Figure 5

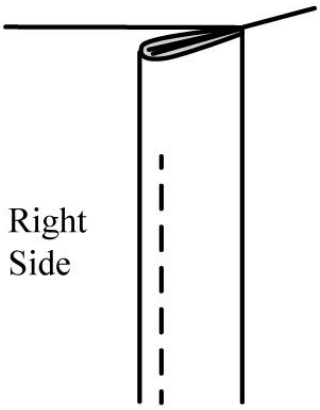

Figure 6

Baby Layettes

Overview/Purpose

A layette refers to the *combination* of baby clothes, baby diaper, and baby blanket. These three items can be packed together as a layette or made and sent separately. Baby hats (knitted, crocheted, or sewn) are also included in the layette when available.

Purpose: Baby layettes are a cornerstone of the ministry of White Cross and are both appreciated and needed by many Cameroonian women. When layettes are available they are given to new mothers when they are released from the CBC hospital or health center where they gave birth. The rural hospitals and health centers are given priority in the distribution as the population in those areas have a greater need for assistance

Layettes are especially important in rural areas where mothers often have very little for their newborn. LAP (Life Abundant Program)—which is the program that oversees and maintains primary (i.e. rural) health centers—finds that layettes encourage expectant mothers to come to a safe place for delivery. The mothers will also be more likely to come to the primary health center for prenatal care. When there is a LAP health center in a village there is a significant reduction in mother and infant mortality.

Layette Assembly

Raw materials should not be sent to make layettes in Cameroon.
The sewing room staff spend their time making the items that are most urgently needed and they deem those to be primarily surgical drapes, surgical wrappers, covers for OR equipment, and uniforms. In response to requests directly from Cameroon, layette options have been prioritized as follows:

1) The *best* option is for groups and individuals in North America to purchase or make all baby items (see below for shopping and sewing options) and assemble all the layettes securing them with a ribbon, yarn, or drawstring bag (see the next page for examples).

2) The second option (still useful) is to send the items your group has sewn or purchased even though you don't have all the items for a complete layette. The staff in Cameroon will gather the items from various churches/shipments to create the layettes. This is not as desirable due to limited space in the warehouse.

Shopping for Ministry Options

Do you know someone who likes to find good deals? You could go shopping with them for baby sleepers, diapers, or blankets. With this option, baby layettes can be made by anyone regardless of the group's sewing skills.

Sewing Options

See the following list of items and instructions for each item.
We no longer pay directly for this type of work in Cameroon or send to-be-sewn fabric. If your group has access to raw materials but does not have sufficient numbers of skilled members for sewing, you could either shop the made items or collaborate with other groups near you. Please contact the Shipping Centre to find out who could work alongside with you.

Picture 2: Examples of drawstring bags to bundle a layette

Baby Clothes

Currently, there are no patterns available to freely distribute for the ministry. You will need to purchase one for your group.

Frequently asked questions and sample ideas for patterns to purchase are linked from the White Cross Canada website (https://whitecrosscanada.ca/new-baby-layette). We will let you know if anything is updated on this point.

Option 1
1x footed sleeper - purchased or sewn - 3 to 6 month size - cotton, flannel or fleece in colors and patterns (no owls, chameleons, or solid white)

Option 2 (Canada only)
1x sleeping sack with zipper - sewn using the Butterick 5220 Pattern A (Size Newborn, S, M) or McCall's Pattern #2490 A, with cotton, flannel or fleece in colors and patterns (no owls, chameleons, or solid white).

Option 3 (Canada only)
1x shirt with zipper or snaps - 3 to 6 month size - cotton, flannel or fleece in colors and patterns (no owls, chameleons, or solid white).
1x pair of pants with elastic waist - 3 to 6 month size - cotton, flannel or fleece in colors and patterns (no owls, chameleons, or solid white).
1x pair of socks or booties

Note: While we are phasing out the baby jackets, please finish and send them to us if you have any that are being made. They will still be used!

Baby Blankets

cotton, flannel or fleece - single or double layer in colors and patterns (no owls, chameleons, or solid white). **AVOID: crocheted or knit blankets, white flannel, owls, and chameleons**

Size: 28” x 28”, 30” x 30”, 30” x 36”, or White Cross traditional 36" x 36"
(Can be made with multiple pieces of flannels for quilted pattern if seams are properly inside.)
Material: cotton, fleece, flannel, flannelette and polyester Colour: colourful and patterned but no owls, chameleons or solid white

Option 1 – Purchased

Option 2 - Sewn

1. Make of double thickness, solid color, print, or white-background print flannel.
2. Cut Size 72”x 36-45” (See *Figure 10*). Finished size 36”x 36-45”.
3. Sew/serge edges.
    - Fold fabric in half with right sides together (pattern inside).
    - Stitch along the non-folded edges, leaving at least a 12” opening on one side.
    - Trim corners.
    - Turn right side out.
    - Fold open edges inside and close opening by topstitching it.
4. Topstitch entire blanket around the perimeter about 3” in from the edge. Finish with stitching across the center. With blankets, a simple pattern is best. A good option is shown below in *Figure 11*.

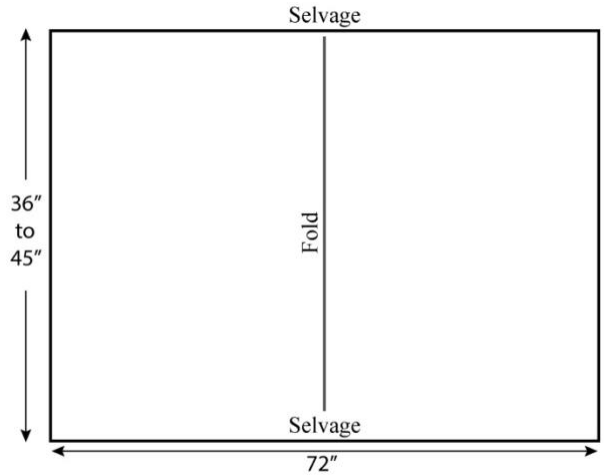

Figure 10


Figure 11

Baby Diapers

1x diaper - purchased or sewn - white or colors and patterns (no owls or chameleons).

Option 1 – Purchased

The White Cross' traditional rectangular shape is preferred, and a square shape is accepted. Pre-folded ones are widely available on the market. (Diaper covers are not needed.)

Option 2 - Sewn

1. Make of single thickness solid color, print, or white background print flannel.
2. Cut size: 18”x 36-45”. See *Figure 12*.
3. Hem the cut ends with at least a ¼” turn under (depending on your method, a double turn may be necessary for durability.
4. You may also need to cut and hem the selvage end depending on its quality (see “Selvage” under “Fabrics” at the start of the section on “Sewn Items” above).

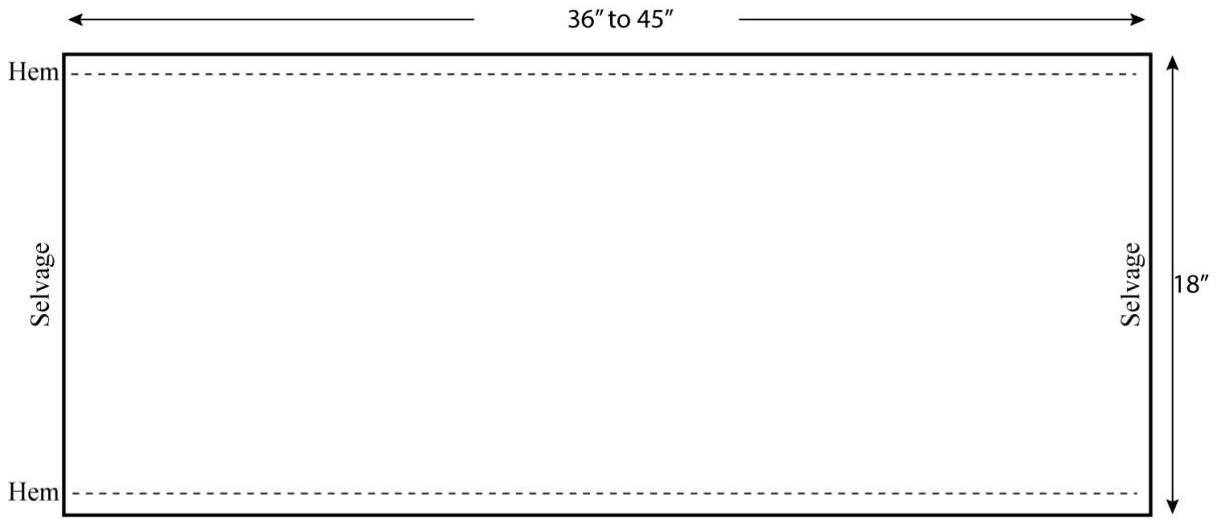

Figure 12

Wrap-arounds (Skirts)

(previously called a “wrapper,” but it was too easily confused with *surgical* wrappers)

AVOID: knitted fabric, fleece and 100% polyester. Also avoid any solid white color.

Purpose: A wrap-around is used as a **skirt** by female patients in place of a gown. It is wrapped and pulled tightly around the body. The fabric should be comfortable and should not stretch too much.

1. Make of colored or print flannel, cotton or other strong, washable fabric that is comfortable.
2. Cut size: 65”x 36-45”.
3. Hem all edges.

Draw Sheets

AVOID: Prints. Also avoid muslin, flannel or poly-cotton fabrics—these fabrics would tear easily when lifting or moving patients.

Purpose: Draw sheets are put cross-ways on the bed and can be used to help lift or move patients as needed. They must be made of a strong, durable fabric that does not stretch.

1. Make of a solid-colored cotton twill or any durable fabric of similar weight and strength.
2. Cut size: 45"x72". See *Figure 13*.
3. Hem the cut ends up to 1". Spend extra effort on the hems as these need to be durable.
4. You may also need to cut and hem the selvage end depending on its quality (see "Selvage" under "Fabrics" at the start of the section on "Sewn Items" above).

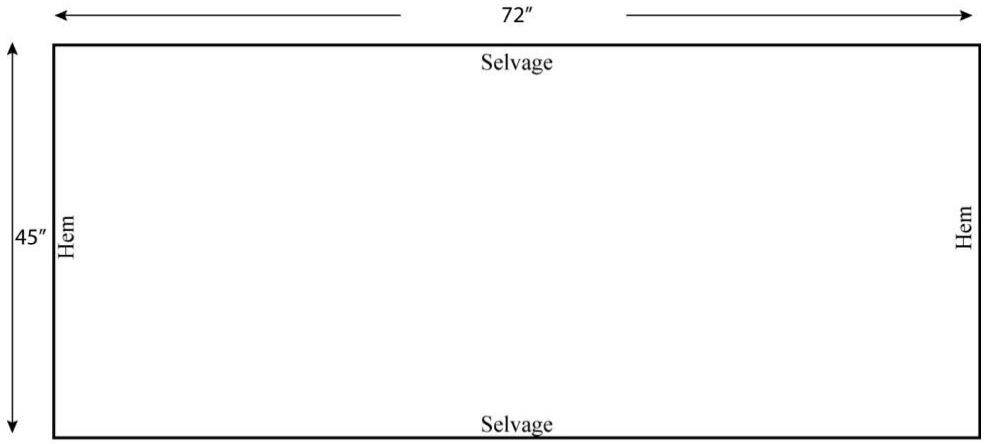

Figure 13

Slings (triangular bandages)

Purpose: Slings are used to secure arms/shoulders that have been injured.

1. Make of cotton, unbleached thinner muslin or any closely-woven, plain lightweight fabric.
2. Cuts sizes should be between 36" to 45" depending on the size of the fabric. See *Figure 16*. Cut size must be square (e.g. 41" x 41").
3. Cut the squares again, in half diagonally. Hem all sides with at least a ¼" turn under (or use a Serger seam). See *Figure 17* below.

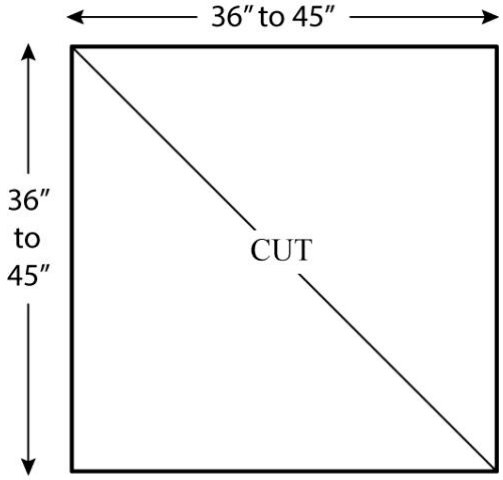

Figure 16

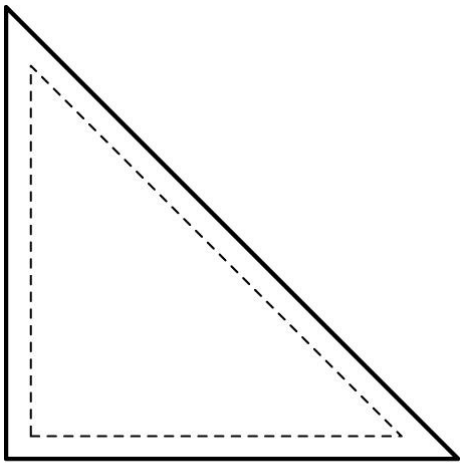

Figure 17

Surgical Wrappers

Purpose: Surgical wrappers are used to wrap up surgical instruments and sterilize them in an autoclave machine at very high temperatures. They are constantly re-used and must be made of a strong, durable fabric that will remain strong with repeated sterilizing in the autoclave. Lighter fabrics will disintegrate very quickly.

If your group has access to gently used or new surgical wrappers, assorted sizes are in need (18x18, 24x24, 30x30, 26x36, and 36x36.)

1. Make of double-thickness cotton twill, or any solid-colored, closely woven fabric of similar weight and strength. No broadcloth.
2. Cut sizes (**LxW**): 36”x 18” or 48”x 24” or 60”x 30” or 72”x 36”. See *Figure 14*. (Finished sizes are **square**: 18”x18” or 24”x 24” or 30”x 30” or 36”x 36”.)
3. Sew/serge edges.
    - Fold fabric in half with right sides together (pattern inside).
    - Stitch along the non-folded edges, leaving at least a 12” opening on one side.
    - Trim corners.
    - Turn right side out.
    - Fold open edges inside and topstitch opening closed.
4. Topstitch entire wrapper around the perimeter about 3” in from the edge. The wrapper should be stitched through the middle in two different directions. Whatever stitching pattern you favor is fine as long as it ensures that the wrapper maintains its shape after multiple uses. A good option is shown in *Figure 15*.

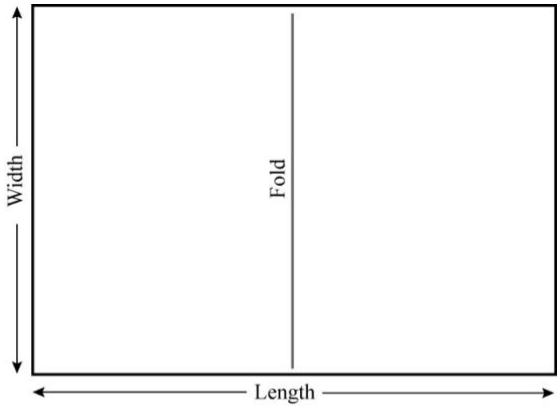

Figure 14



Figure 15

Absorbent Pads

(also called "sitting pads" and "quilted pads" among other terms)

Purpose: These pads are used under patients in beds or when doing medical procedures. Sometimes they are placed under patients for many hours. They help catch and absorb any liquids to avoid contaminating surrounding areas or bedding. These pads are cleaned and reused many times. The exterior needs to be made from a soft fabric to avoid patient discomfort and skin damage.

1. Exterior can be cut from soft, durable and absorbent fabric (e.g. new flannel). Fabric needs to remain **soft** through multiple washings. Use any color (including white) or pattern.

2. Cut size of the exterior is 36" x 18". See *Figure 18*. Finished size is approximately 17" x 17".

3. Interior padding should be made of a thick, absorbent fabric: e.g. used toweling, used flannel blanket. These may need to be doubled. Total thickness of *finished pad* should be around ½".

4. Include a thin layer of water-resistant fabric in the middle. This will slow down the flow of fluid without making pad too thick. A good fabric to use is water resistant and machine washable nylon (e.g. nylon shower curtain). Do not use plastic or other water proof fabric.

5. Interior padding size is just under 17" x 17".

6. Tuck in all raw edges ½" and stitch all around.

7. The pad should be topstitched vertically and horizontally to hold the interior pieces in place. *Figure 19* below as an example of a good pattern. Whatever stitching pattern you favor is fine as long as it ensures that the pad exterior and interior maintain their shape. Use only enough stitching to hold the interior pieces in place. Too many stitches can make the pads uncomfortable for the patients (see *Figure 20*).

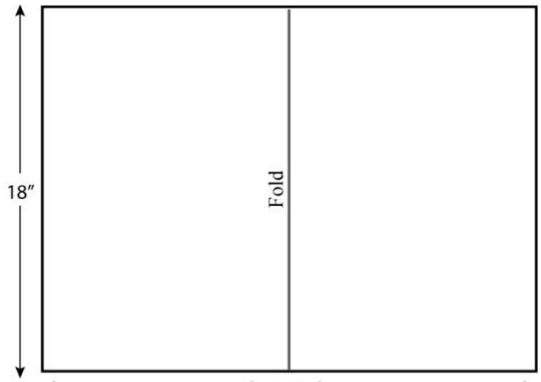

Figure 18


Outer stitching helps keep the shape;
Inner stitching holds padding in place

Figure 19

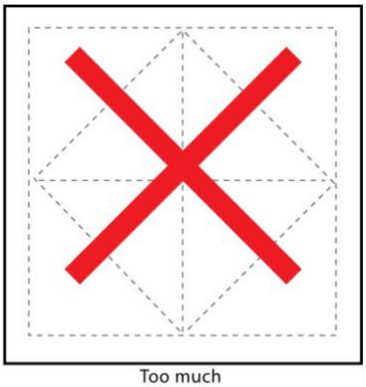
Too much
stitching can make pad uncomfortable

Figure 20

NON-SEWN ITEMS

The items below are still needed in Cameroon and are a great way to initiate people into the work of White Cross. Minimum or no sewing skills are required.

Most bandages and squares are used around sterile materials (such as dressings, medically packaged gauze) and do not touch open wounds, so they are not autoclaved. However, they may be autoclaved for touching open wounds and other sensitive areas, especially when they don't have enough manufactured gauze and other supplies set aside for that purpose.

Rolled Bandages

Purpose: Rolled bandages are used in a variety of situations in the hospitals and health centers. They are mainly used to secure sterile materials to wounds and do not need to be absorbent or sterile themselves.

Fabric

Bandages can be made from many types and colors of used fabric. Used bed sheets are the most common source for these bandages. Occasionally sheets are made from a fabric that shreds too easily and are not recommended for use. Thicker fabrics are usable for rolled bandages as long as they are not too thick. This is not an exact science (you will have to make a judgement call about fabric you acquire). For thicker fabrics, shorter lengths are also possible (see step #2 below). This used fabric can be acquired from a variety of sources. For example, you can collect sheets from people in your church, from local hotels, or local laundry/linen facilities.

NOTE: if you are able to secure quality hospital sheets (i.e. flat, twin size), these can be sent directly for use in the hospitals and health centers rather than converting them into bandages. See Appendix 6 for a flowchart on what sheets are usable where.

Instructions

1. Collect materials to be cut and rolled. Ensure that the fabric is not badly pilled, stained or torn (remove those sections as needed before cutting the bandages).

2. *Cut* the fabric into 3” wide strips. (The 2” and 4” rolls are being phased out.)
    - Ideally, the length should be around 8’-9’ (i.e. approximately 100” on average).
    - Ideally, rolls should be a maximum of 120” (10’) and a minimum of 60” (5’)
    - Most sheet lengths will be around the ideal length (e.g. twin and full flat sheets are usually at least 96” (8’) long, and queen and king flat sheets are over 100” long).
    - You do not need to cut off strips if they are *slightly* longer than the maximum (120”) nor add additional fabric if it is *slightly* shorter than the minimum (60”).
    - Sewing together short pieces can be done but is not encouraged.
    - Rolls should not be much thicker than around 2” (1” thick rolls are ideal).

NON-SEWN ITEMS…Rolled Bandages (continued)

A note about cutting versus tearing strips

- Cutting is the recommended method of turning sheets into strips. A sharp rotary cutter works well. Cutting produces fewer loose threads and less dust. Tearing not only produces threads that have to be cleaned by the White Cross group, but also by the volunteers in the Shipping/Ministry Centers. If you tear the strips, please make sure that you clean up the loose threads *thoroughly*. (If your group need to borrow the tools, please contact the Center or neighbouring groups.)

3. Roll evenly and tightly. Traditionally, rolling was done by hand, but rollers (see Appendix 12 for a sample pattern) have been made that make the process easier and the rolls much tighter. Bandages can be secured together with a rubber band; please do not sew or tape them.

Optional

Print a full Bible verse on a small slip of paper and place it inside the first or final portion of the roll (alternatively, you can place a small, single devotional page (folded in half, length-wise)). Remember simpler is better. Please do not place these verses on the outside as these can be torn or marked up before making it to the patient.

If your group cannot insert Bible verses, please still send them! Sometimes we use more than one roll on a patient and one verse is still great. Other times when there are no inserts, staff can still share a Bible verse with a patient. Verses don't only come from a bandage roll.

4x4 Squares (Absorbent squares)

Purpose: Each bundle of 4x4 absorbent squares are sterilized in autoclave machines before being put directly on a patient wound. They must be made of absorbent fabric and secured in bundles.

1. Use cotton, flannel or similar absorbent fabric. Please do not use polyester. If unsure (e.g. if a poly-cotton blend), test a small portion of the cloth to see whether liquid absorbs or pools on it (we have tested up to a 60% cotton / 40% polyester blend, which absorbs sufficiently enough).

2. Cut into 4"x 4" squares (see *Figure 21*) and stack into bundles of approximately 25 (it does not have to be exactly 25, and the number will depend on the thickness of the bundles as much as anything).

- Tie the bundle with a string/ribbon or similar material that can withstand high temperatures. *Make sure that they are tied securely*.
    - The bundles can be stitched together. If you are stitching them, a 4" x 4" board with a center hole can be used to easily push the needle through (see *Figure 22*). Please do NOT stitch more than twice, as they become hard to be separated.
- Please do not secure with rubber bands or stick pins.

Suggested cutting options:
Use a sharp rotary cutter (or paper cutter) and cut a 4" strip the length of a sheet. Fold into 8" lengths and cut, fold in half and cut. These strips can then be cut into 4" lengths.

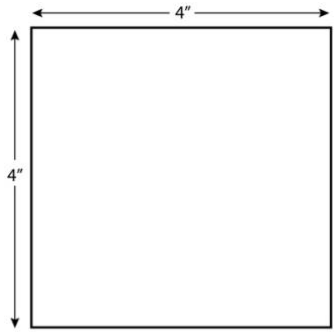

Figure 21

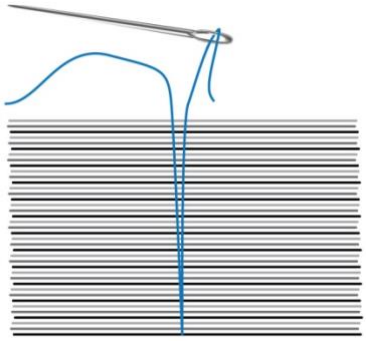
Figure 22

BOOKS/BIBLES/DEVOTIONAL MATERIALS

Overview

Books can be divided into four main categories:

1) Theological books for seminary use.
2) Medical books for use in the training centers.
3) Other educational books/textbooks for a variety of topics.
4) Devotional materials, including Bibles.

We will deal with each category separately.

Theological Books

Excellent, up-to-date theological books that do not contain too much Western content are needed in the seminaries of West Africa. Ideally, we would provide lists of possible books/topics that could be donated from the libraries of individuals and organizations. Unfortunately, the seminary staff are often overworked, and, as a result, we do not have any lists. If you have books that you think would be suitable, please send a list of the books (author, date, title) to the NAB Field Director in Cameroon for evaluation. Contact your national Shipping/Ministry Center for information.

Medical Books

Due to the lack of equipment and training, some medical techniques in Cameroon can be years behind North American practices. Books and textbooks published within the past 5 years are needed, and anatomy books published in the past 10 years are useful. If you have contacts in the medical publishing field or with medical libraries, please contact the NAB Field Director in Cameroon to inquire as to which books are most needed.

Other Educational Books

University and High School textbooks in a variety of fields (e.g. sciences, math, psychology, electrical, carpentry, mechanics, etc.) are greatly needed. Often these might be older editions that still have relevant information but are no longer being used by North American schools.

Multiple (10 or more) copies of the same textbook to be used in the classroom settings are greatly appreciated. Textbooks with single copies can still be used by teachers for reference. Please contact us if you have textbooks that are 10 years old or newer (5 years old or newer preferred).

Devotional Materials

Devotional booklets and Bibles are regularly used for outreach by the hospital chaplaincy program. See Appendix 7 for a detailed description of what materials are most suitable. These can be collected and sent to your national White Cross Shipping/Ministry Center.

APPENDICES:

APPENDIX 1: Contact Information and Mailing Details (USA and CANADA) 29

APPENDIX 2: *Individual* Contribution Details (USA and CANADA) 31

APPENDIX 3: Parcel and Equipment Shipping Instructions (USA only) 33

APPENDIX 4: Detailed Delivery Instructions (CANADA only) 35

APPENDIX 5: *Sample* Lists of Usable Medical Supplies & Equipment 39

APPENDIX 6: Detailed Information on Bedding/Sheets 42

APPENDIX 7: Detailed Information for Devotional Booklets & Bibles 44

APPENDIX 8: Items no Longer Needed 46

APPENDIX 9: All Forms for White Cross CANADA 48

APPENDIX 10: All Forms for White Cross USA 56

APPENDIX 11: Hearing Aid Donation 62

APPENDIX 12: Bandage Roller Pattern 64

APPENDIX 1:
Contact Information and Mailing Details (USA and CANADA)

In Canada:

Please make all cheques payable to Alberta Baptist Association
Please indicate WHITE CROSS on the memo line

Parcels should be sent SEPARATE from cheques to:
White Cross Canada
c/o Taylor College and Seminary
11525 – 23 Avenue NW
Edmonton, AB T6J 4T3

Please see Appendix 4 for instructions on **personal delivery of parcels in CANADA**

Other contact details:
Alberta Baptist Association Office: 780-733-2380 (then press '0')
Administrator's Line: 780-733-2380 ext. 4
Email: info@whitecrosscanada.ca
Website: whitecrosscanada.ca

In the United States:

Please make all checks payable to White Cross

Financial contributions can be sent to:
White Cross USA
c/o Century Baptist Church
205 Colt Ave
Bismarck, ND 58503

Please see Appendix 3 for **parcel shipping details**

Other contact details:
Phone: 701.223.0478 ext. 215 Robyn
Email: whitecross@centurybaptist.org
Website: http://nabconference.org/white-cross/

APPENDIX 2:

Individual Contribution Details (USA and CANADA)

Individuals will receive tax receipts for donations of $20 or more.

Yes, I want to support the ministry of White Cross!

Name:_____

Address: _____

City: _____ Prov/State:_____

Postal/Zip:_____ Telephone:_____

Email:_____

My Gift:

☐ I would like to make a gift of $_____. Check/money order is enclosed.
Canada only: To designate the fund for a certain project, please attach the Contribution Form (Appendix 9) instead of writing the project on the cheque/money order.

☐ I would like to become a monthly donor, and I authorize White Cross to withdraw from my bank account (*please attach void cheque*) on the 1st of each month the amount of $ _____.

☐ I would like to become a monthly donor without the direct debit from my bank account.

- For **Canada**, visit online (https://aba.churchcenter.com/giving) to set up a monthly Credit Card withdrawal for White Cross fund or set up monthly e-transfer through your banking system (see the instructions on our website: https://whitecrosscanada.ca/give).
- For **USA,** call Century Baptist Church at (701)233-0478 or send an email to be added to our electronic donation. We cannot take credit cards for donations. Checks or cash are accepted.

How I will give:

☐ Cash is enclosed. (Please do not mail.)
☐ Check/money order is enclosed.
Make payable to Alberta Baptist Association* in Canada, and to White Cross in the United States. (*Please indicate White Cross in the memo field.)
☐ VOID check is attached (for pre-authorized monthly giving only).
☐ Online giving or e-transfer has been sent/set up. (Canada only)

Other ways to get involved:

☐ Add me to the White Cross email list.
☐ Add me to the national Shipping/Ministry Center volunteer list.
☐ Connect me to a White Cross group in my area.

Canada: White Cross Canada, c/o Alberta Baptist Association 11525 23 Avenue NW Edmonton, AB, Canada T6J 4T3.
For more information, please call (780) 733-2380 or email: info@whitecrosscanada.ca. Your gift is tax-deductible. Gifts are acknowledged quarterly, and receipts are sent annually. Alberta Baptist Association is a registered charity in Canada (13214-3413-RR0001).
USA: White Cross, c/o Century Baptist Church, 205 Colt Ave. Bismarck, ND 58503. For more information, email Paul Herr whitecross@centurybaptist.org or call (701)223-0478. White Cross is a charitable organization as part of the NAB Conference (EIN-32-018976549). Your gift is tax-deductible. Thank you!

APPENDIX 3:

Parcel and Equipment Shipping Instructions (USA only)

All materials are to be sent to the White Cross USA Shipping Center (for shipping to Cameroon) need to be sent by:

- ✓ United States Postal Service (USPS)
- ✓ Federal Express (FEDEX)
- ✓ United Parcel Service (UPS) ***OR***
- ✓ Other shipping firms (Trucking Companies)

X Railway shipping is <u>not permitted</u>

Small packages, correspondence, and mail should be sent to:

White Cross
c/o Century Baptist Church
205 Colt Ave
Bismarck, ND 58503

Large freight and pallet deliveries should be sent to:

The Ministry Center – NAB White Cross
1112 S. 12th St., Suite B
Bismarck, ND 58504

APPENDIX 4:

Detailed Delivery Instructions (CANADA only)

(Appendix 4 includes this page—front and back AND the next page)

- White Cross deliveries to Taylor Seminary campus should be made by appointment in advance. Contact the office at info@whitecrosscanada.ca or 780-733-2380 ext. 4.

- In the email or on the phone, please confirm:
  - That someone will be available to receive them when you arrive.
  - How many boxes you are bringing (i.e. if it is a large load).
  - If you will need help unloading
    - Please come prepared—bring a friend—to unload your parcels (a cart is available); White Cross or our partners are not usually available to assist in unloading heavy items without prior arrangement.
    - Arrange for help unloading before you arrive.

- IF you are making a financial contribution at the time of delivery, please do so at the Alberta Baptist Association office (most groups mail in their contribution at a later date). Make sure that you are clear whether the funds are coming from a church group or from an individual (churches have already receipted the individuals who contributed and cannot receive a receipt from White Cross). Individuals who donate more than $20 directly to White Cross are eligible for a tax receipt.

Please give a copy of these instructions (and maps) to anyone who delivers parcels directly to Taylor.

Thank you for your part in the work of White Cross!

Maps (with instructions) can be found on the back of this page and on the next page.

APPENDIX 4 (continued):

Map for
White Cross Deliveries

White Cross Canada
C/O Taylor Seminary (Benke Hall)
11525 – 23 Avenue NW, Edmonton, AB T6J 4T3

DIRECTIONS:
Head west on 23rd Avenue from Gateway Blvd/Calgary Trail. Go through the lights at 111 Street, then through another set of lights at Saddleback Road. Take the next left into the campus at the TAYLOR Entrance sign.
White Cross is located in Benke Hall, and has its own loading area.
Head to the Main Office (the main building, shown on the map as TAYLOR) if you need further instructions or to gain access.

NOTE:
- Map is not to Scale.
- Map is oriented with SOUTH at the top, since most people turn south onto the campus.

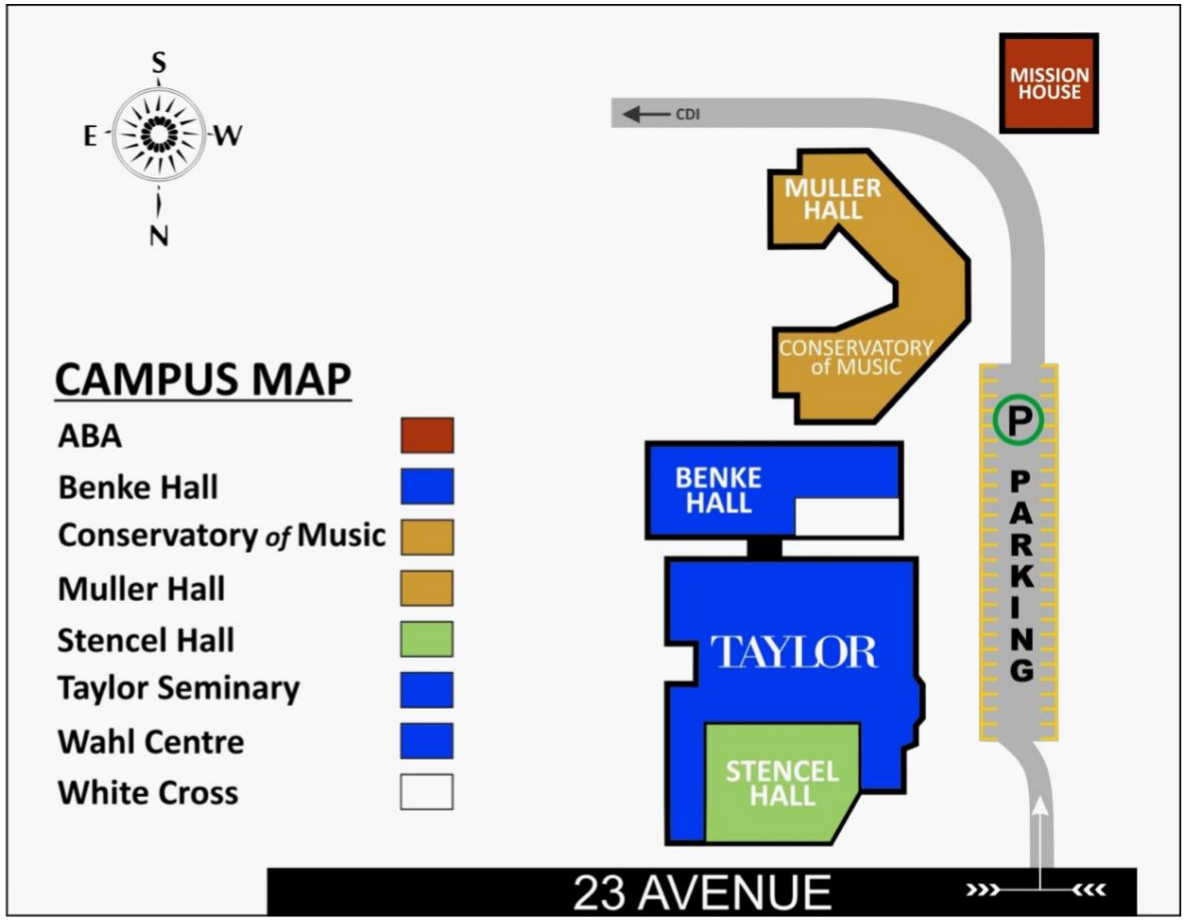

APPENDIX 4 (continued):

Map of 23 Avenue NW, showing local detail

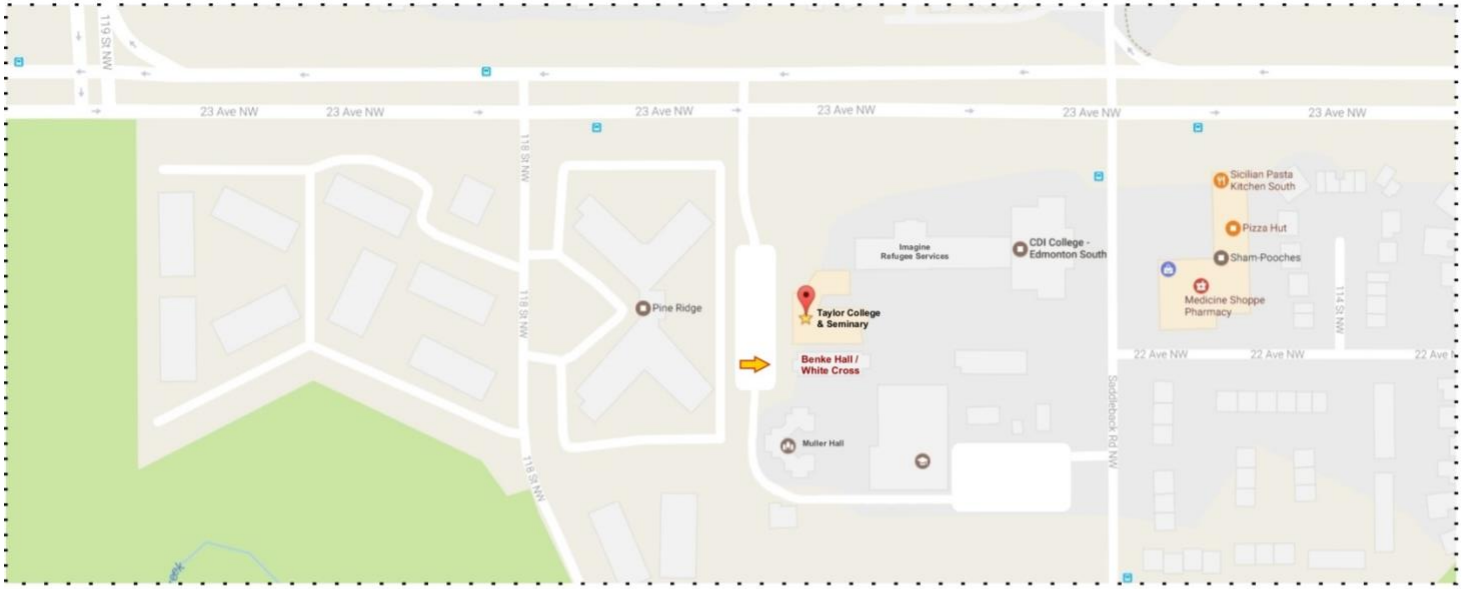

NORTH

Map of 23 Avenue NW, showing Gateway Blvd/Calgary Trail (Hwy 2)

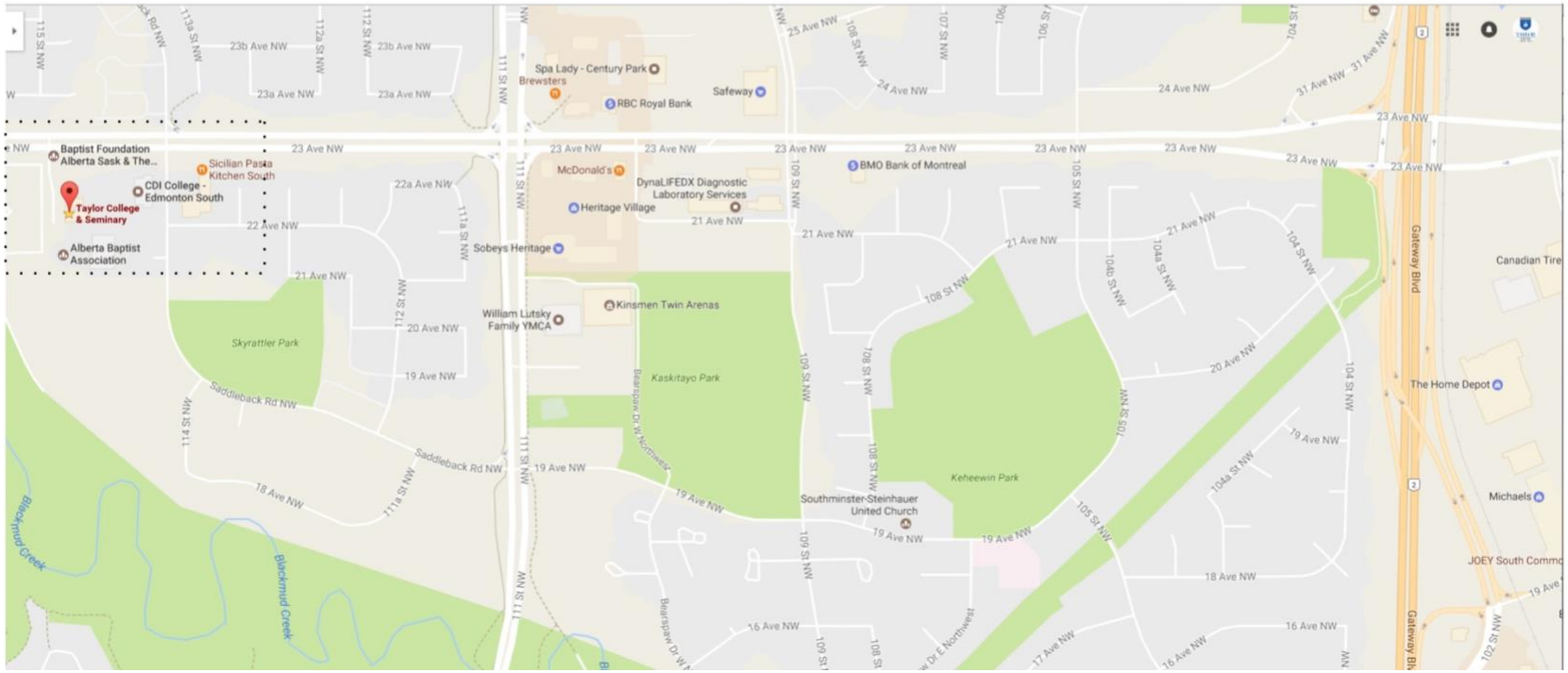

APPENDIX 5:
Sample Lists of Usable Medical Supplies & Equipment

APPENDIX 5:
Sample Lists of Usable Medical Supplies & Equipment

Examples of Usable Supplies:
(these are merely examples of supplies that have been shipped)

- Blunt fill needles (NOT for skin injection)
- Catheter trays
- Emergency Disposable Obstetrical Kits
- Enteral pump delivery sets (NO pumps to accompany them)
- Examining gloves, surgical gloves & masks
- Gastric feeding bags
- Gastrostomy feeding tubes
- Gauze packing & swabs
- Gravity sets
- Hospital patient gowns
- Hypodermic needles
- Latex powdered procedure gloves
- Oral Swabs
- Percutaneous Endoscopic Gastrostomy kits
- PVC Nasopharyngeal Airway Tubes
- Sharps Collectors
- Syringes
- Waterproof bed pads

Examples of Usable Equipment
(these are merely examples of equipment that has been shipped)

- Blood Pressure Units
- Crutches and canes
- Examination tables
- Fiber optic headlights & units
- Hospital Beds (manual preferred) & Mattresses
- Microsurgical fiber optic projectors
- Nebulizers
- Oxygen Concentrators
- Portable suction machines
- Pediatric Scales (with balance beam)
- Respirators
- Surgical beds with mattresses
- Surgical Microscopes
- Tourniquet systems
- Vital Signs monitors
- Walkers with 4 legs (No rollators)

- Wheelchairs

APPENDIX 6:
Detailed Information on Bedding/Sheets

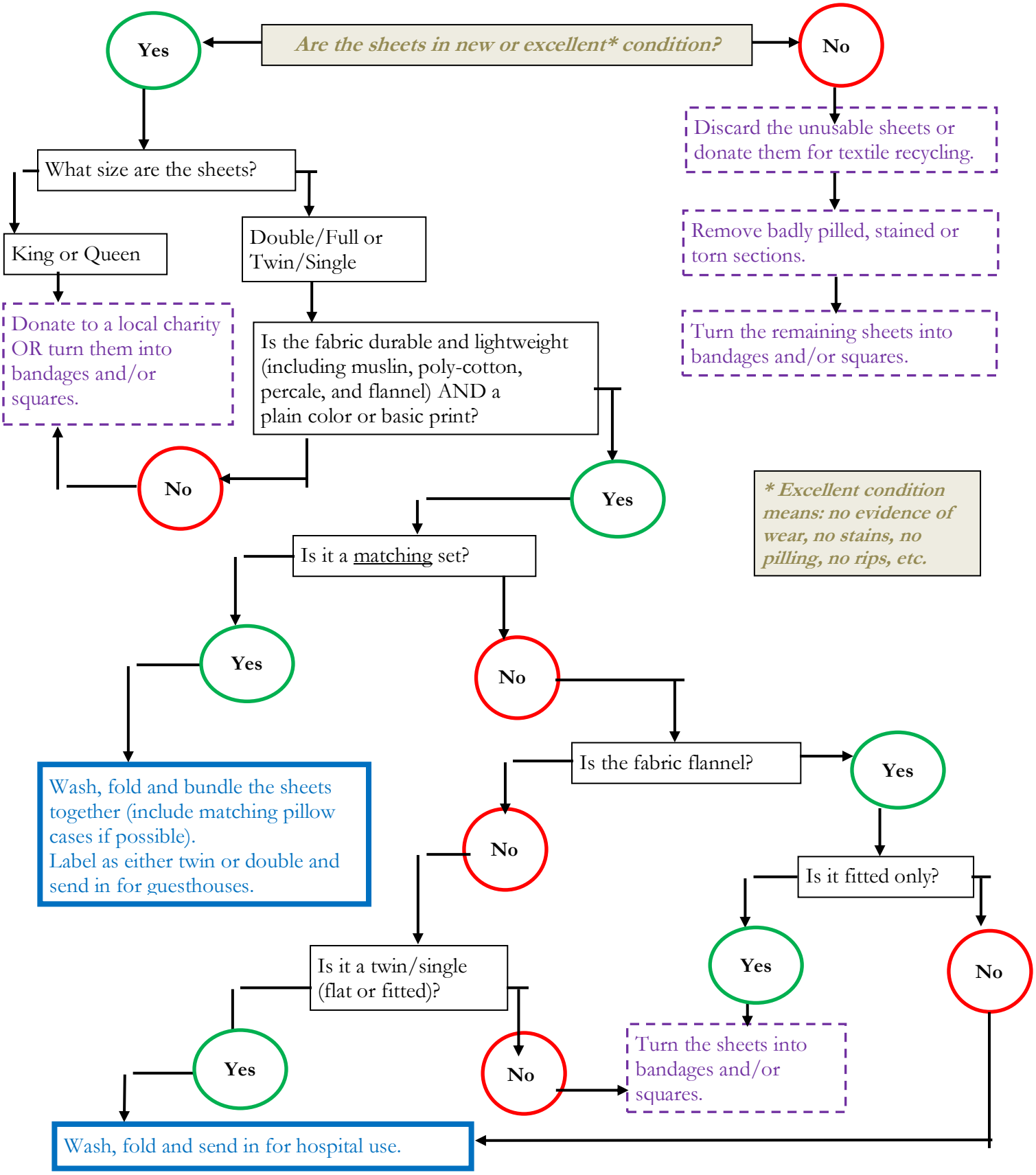

APPENDIX 7:

Detailed Information for Devotional Booklets & Bibles

The following **Devotional Books** are excellent for use in Cameroon:

- ✓ Anchor (Devotional)
- ✓ Discovery Series
- ✓ Encounter with God
- ✓ Every Day with Jesus (by Selwyn Hughes)
- ✓ Inspiring Women Every Day (Daily Devotions for Women by Women)
- ✓ In Touch
- ✓ Life Every Day
- ✓ Lucas on Life
- ✓ Mart De Haan "Been Thinking About…"
- ✓ My Daily Journey with Christ (Living Truth)
- ✓ Our Daily Bread
- ✓ The Upper Room
- ✓ The Word for You Today
- ✓ Today: The Family Altar

These materials (along with Bibles) are very much used by the chaplaincy department in the hospitals, by outreach programs in the Seminary in Ndu, and in the CBC school system. Thank you for taking the time to sort through this important material.

All other materials should be donated to other causes. The policies are being developed in conjunction with input from those on the field in West Africa to make sure they are useful in that context.

Many other devotional booklets and books are more weighted with North American content or have dated language. Further, Cameroon is not a large reading society and the smaller booklets (rather than books) are much more helpful.

Bibles

The biggest issue to keep in mind with Bibles is that paraphrases usually contain too much North American "lingo" and are not as helpful in the West African context. Here are the suggestions on Bibles:

Most requested:

- ✓ Good News Bible/Today's English Version
- ✓ New International Version (NIV)

Also Good:

- ✓ French Bibles
- ✓ New American Standard Version (NASV)
- ✓ New English Bible (NEB)
- ✓ New King James Version (NKJV)
- ✓ New Revised Standard Version (NRSV)
- ✓ Revised Standard Version (RSV)
- ✓ Today's New International Version (TNIV)

Not Needed:

- X Amplified Bible
- X Authorized Standard Version (ASV)
- X King James Version (KJV)
- X Living Bible (LV)
- X The Message
- X New Living Translation (NLT)

Other Notes:

- X Leather-bound Bibles mold too easily in the West African climate
- X One Year Bibles are not generally used
- ✓ Large print versions of the requested versions are also in demand.

APPENDIX 8:
Items No Longer Needed

The following are items that used to be donated and are either no longer needed or will be ordered directly by the White Cross Shipping/Ministry Center when requested.

This is not a comprehensive list but highlights some of the more recent items that have been sent at one time or another in the past and should no longer be sent unless directly requested.

Do NOT Send:

- X Diaper Protectors / Covers
- X Envelopes and Cards
- X N95 masks for children or adults
- X Glove Cases
- X Glove Envelopes
- X Medicine and Pill Bottles
- X Men's Pajamas
- X Plastic Bottles
- X Most Quilts, Duvets, Throws, Bedspreads and Blankets (with the exception of specific hospital blankets—see "Hospital Linens" under the "Medical Supplies" section above)
- X Rollators (also known as 4-wheeled walkers) with Seats
- X Surgical Caps and Masks (handmade/reusable)
- X Surgical Sponges (handmade)

APPENDIX 9:
All Forms for White Cross CANADA

(Appendix 9 includes this page AND the next 3 pages)

The next 3 pages contain forms for

White Cross CANADA

- Contribution Form
  - Send with every financial contribution from your group.
- Parcel Shipping Form
  - Include one in each parcel.
- Local Contact Form
  - Local contact information is best sent by email **or** online; only print and send this form in if you cannot send the information electronically.

Please print and distribute these forms as needed.

These forms are also available online:
https://whitecrosscanada.ca/forms-%26-handbook

No titles or page numbers will be on the next 3 pages so that they can be printed "as is."

WHITE CROSS CANADA
GROUP CONTRIBUTION FORM

Mail all Financial Donations to:
White Cross, c/o Alberta Baptist Association
11525 – 23 Avenue NW, Edmonton, AB T6J 4T3
Phone: 780-733-2380 ext. 4 | **Email:** info@whitecrosscanada.ca

These categories are to assist you in evaluating the various needs supported by White Cross Canada.
As designated projects become fully funded, any extra funds received will be used to fulfill the overall mandate of White Cross Canada.

POSTAGE:	Funds are used to cover operational costs of shipping items to Cameroon from Taylor College and Seminary @ **$2 per pound**	$
MEDICAL SUPPLIES:	Funds can be used to purchase hospital equipment and supplies requested by the field (e.g. medicines, syringes, trays, etc.)	$
SURGICAL SUPPLIES:	Funds can be used to purchase various surgical items as needed (e.g. surgical masks, sterile sponges, surgical instruments, etc.)	$
HOSPITAL LINENS:	Funds can be used to purchase linens as needed--*some* to be sewn on the field (e.g. bed linens, patient gowns, pillows, etc)	$
GUEST HOUSE SUPPLIES:	Funds can be used to purchase guest house supplies as needed (e.g. bedding, towels, mattress pads, pillows, dish towels, etc.)	$
MATERNITY GIFTS:	Funds can be used to purchase fabric for sewing layette items on the field (e.g. baby blankets, diapers, baby sleepers, etc.)	$
GENERAL DONATION:	Funds are used to cover whatever needs are the most pressing. This is the clearest category to which you can allocate funds.	$
TOTAL:		$

Individual's Name: _____
(**only if** payment is from an individual, **not** from the Church/Church Group)

Ministry Group Name: _____
(e.g. Women's Ministry Fellowship)

Church Location: _____
(i.e. city, province)

Church Name: _____
(to which the individual or group is connected)

Ministry Group Email Contact: _____

Please make Canadian cheques payable to:
Alberta Baptist Association

Please put **WHITE CROSS** in the **MEMO** field

Enclosed is our cheque in the amount of:

$_____

Thank you for your generous support of White Cross

WHITE CROSS CANADA
PARCEL SHIPPING FORM

Ship or Deliver all Parcels to:
White Cross, c/o Taylor Seminary
11525 – 23 Avenue NW, Edmonton, AB T6J 4T3
Phone: 780-733-2380 ext. 4 | **Email:** info@whitecrosscanada.ca

Please fill in the details of the person to whom the acknowledgement of this shipment is to be sent:

NAME: _____

EMAIL : _____ *(email is our preferred method of contact)*

OR

MAILING ADDRESS : _____

_____

Please Enclose ONE FORM PER PARCEL
List the contents of THAT PARTICULAR PARCEL ONLY

SHIPPING DETAILS :

I shipped a total of _____ boxes/parcels

DATE : _____

This is box/parcel #_____

City and Province: _____

This box/parcel weighs _____ LBS.

Church/Group Name: _____

COMMENTS:

THIS PARCEL CONTAINS: (use check marks (✓) or numbers as per your preference)

HOSPITAL / BABY ITEMS

__ Baby Footed Sleeper/Sleeping Sack/Shirt, Pants & Booties
__ Baby Blankets
__ Baby Diapers
__ Baby Hats
__ Rolled Bandages (3")
__ 4"x 4" Squares (bundles of ~25)
__ Absorbent Pads (sitting pads)
__ Wrap-arounds (skirts-all sizes)
__ Slings (triangular bandages)
__ Surgical Wrappers (all sizes)
__ Draw Sheets
__ Twin Flat Sheets
__ Linens (towels, wash cloths, pillow cases)
__ Glass Dropper Bottles
__ Used Eye/Sun Glasses
__ Devotional Booklets/Bibles
__ Medical Supplies _____
__ Other: _____
Other: _____

GUEST HOUSE ITEMS (new or excellent condition)

Bedroom Linens:

Bed Sheet Sets (twin & double) - not too thick or heavy
__ Mattress Pads (twin & double)
Mattress Cover - washable and of medium weight/density
__ Pillows - washable and of medium weight/density
__ Pillow Cases - can be included in sheet sets
Pillow Protectors

Other Items

__ Shower Curtains
__ Bath mats

Bathroom Items (new or excellent condition):

Bath Towels - smaller sizes and lighter weights preferred
__ Wash Cloths
__ Bath Mats
__ Shower Curtains and Rings

Kitchen Items (new or excellent condition):

__ Dish Towels
Dish Cloths

Continue to the back side…

Special Requests:

__ Item(s):_____

__ For: _____

Misc. Items (new or excellent condition):

__ Ironing Board Covers

Special Requests:

Please DO NOT ATTACH OR ENCLOSE MONIES in your boxes/parcels

WHITE CROSS CANADA
LOCAL CONTACT FORM

If any of your contact information has changed (e.g. a new e-mail)

OR

If you are a new contact person

Please send us your updated information

If possible, please send the information *electronically* by either

- sending the new information to us by email at: **info@whitecrosscanada.ca**
- filling out the form online at **whitecrosscanada.ca** (under "forms")

Otherwise, complete the appropriate parts of the form below and mail it to:

White Cross
c/o Alberta Baptist Association
11525 23 Ave NW
Edmonton, AB T6J 4T3

WHITE CROSS CANADA, LOCAL CONTACT INFORMATION:

NAME _____

E-MAIL ADDRESS _____

MAILING ADDRESS _____

_____ CITY _____

PROVINCE _____ POSTAL CODE_____

TELEPHONE: _____

ASSOCIATION NAME _____
(*e.g.* Women's Ministry Fellowship)

CHURCH NAME & LOCATION_____

Updated: 1/31/26 PRINTED IN CANADA

APPENDIX 10:
All Forms for White Cross USA

(Appendix 10 includes this page AND the next 2 pages)

White Cross USA

Please print and distribute as needed.

These forms are also available online:
http://nabconference.org/white-cross/

No titles or page numbers will be on the next 3 pages so that they can be printed "as is."

WHITE CROSS USA
GROUP CONTRIBUTION FORM

Mail payments, donated funds, and financial gifts to:

White Cross c/o Century Baptist Church, 205 Colt Ave, Bismarck, ND 58503

Phone: 701-223-0478 | Email: whitecross@centurybaptist.org

POSTAGE: To cover costs of shipping items to Cameroon from the White Cross shipping sites @ $2.00 per pound.

Amount Sent for Shipping:

$

In addition, you may choose to provide a financial gift. Your financial gift will go a long way to help serve medical ministries in Cameroon by providing the following:

Medical & surgical supplies, hospital linens, guest house linens & supplies, maternity gifts for new mothers & infants, hospital equipment, and related shipping and storage costs.

Financial gift amount:

$

Church Name:_____

Contact Person Name:_____

Contact Email:_____

Ministry Group Name:_____

Street Address:_____

City, State, Zip Code:_____

Please make U.S. checks payable to:
White Cross

Enclosed is our check in the amount of:

$

Thank you for assisting in providing quality medical services to less privileged patients in Cameroon!

WHITE CROSS USA PARCEL SHIPPING FORM

Mail or Ship all White Cross Parcels to:
White Cross c/o Century Baptist Church
205 Colt Ave., Bismarck, ND 58503

All White Cross Freight & Pallet deliveries shipped to:
White Cross c/o The Ministry Center
1112 S. 12th St., Suite B, Bismarck, ND 58504

Phone: 701-223-0478 | Email: whitecross@centurybaptist.org

We will acknowledge your shipment as soon as possible. **(Please provide email if possible for quicker response.)**
Please fill in the name and address to whom the acknowledgement of this shipment is to be sent:

Name _____ Email address: _____
Address _____
_____
_____

PLEASE ENCLOSE ONE OF THESE COMPLETED WHITE CROSS SHIPPING DETAILS FORMS IN EACH PARCEL YOU SEND TO THE White Cross Warehouse in Bismarck, ND
LISTING THE CONTENTS OF THAT PARTICULAR PARCEL ONLY

DATE: _____

These White Cross Parcels Are From:

SHIPPING DETAILS:
I shipped a total of _____ boxes/parcels.
This is box/parcel # _____.
This box/parcel weighs _____ pounds.

Organization Name: _____
Church Name: _____
Church City: _____
State: _____

THIS PARCEL CONTAINS: (use check marks (✓) or numbers as per your preference)

HOSPITAL / BABY ITEMS

___ Baby Footed Sleeper, Pants & Booties
___ Baby Blankets
___ Baby Diapers
___ Baby Hats
___ Rolled Bandages (3")
___ 4"x 4" Squares (bundles of ~25)
___ Absorbent Pads (sitting pads)
___ Wrap-arounds (skirts-all sizes)
___ Slings (triangular bandages)
___ Surgical Wrappers (all sizes)
___ Draw Sheets
___ Twin Flat Sheets
___ Linens (towels, wash cloths, pillow cases)
___ Glass Dropper Bottles
___ Used Eye/Sun Glasses
___ Devotional Booklets/Bibles
___ Medical Supplies _____

Special Requests:

___ Item(s) _____
Recipient(s) _____

GUEST HOUSE ITEMS

Bedroom Linens (new or excellent condition):

_____ Bed Sheet Sets (twin & double) - not too thick or heavy
_____ Mattress Pads (twin & double)
_____ Mattress Covers (twin & double)
_____ Pillows - washable and of medium weight/density
_____ Pillow Protectors
_____ Pillow Cases - can be included in sheet sets

Bathroom Items (new or excellent condition):

_____ Bath Towels - smaller sizes and lighter weights preferred
_____ Wash Cloths
_____ Bath Mats
_____ Shower Curtains and Rings

Kitchen Items (new or excellent condition):

_____ Dish Towels
_____ Dish Cloths

Misc. Items (new or excellent condition):

_____ Ironing Board Covers

_____

You MAY ATTACH or ENCLOSE Payments in your boxes/parcels (see reverse for more details)

COMMENTS or REMARKS:

_____

_____

_____

_____

_____

_____

You MAY ATTACH or ENCLOSE Payments in your parcels.

All monies are serviced through the White Cross servicing location.
Please itemize your contributions on the "White Cross Group Contribution Form (USA)."

FOR OFFICE USE ONLY

WC received _____ boxes / parcels of White Cross items on _____

APPENDIX 11:
Hearing Aid Donation

Mbingo Hospital is set up to assist hearing-impaired persons with hearing aids. This service is quite new and still in its infancy stage. Donations of new and used hearing aids and new batteries are accepted and appreciated through White Cross.

At present, as of 2023, the hearing department at Mbingo can program and adjust **only the following types of hearing aids**:

All Siemens Reflex BTE (behind the ear):
Siemens Reflex M
Siemens Reflex DP
Siemens Reflex SP

All Phonak Aids BTE:
Naida UP (Battery: No 675)
Naida SP (Battery: No 13)
Naida Bolero (Battery No 13, some take No 312)

All the ETERNA BTE:
Eterna aids

NOTE: Hearing aids should be in good quality and clean before donating. Donations other than what we can program are not helpful. They will be thrown away because we can't use them at this point.

Batteries for the above hearing aid brands are also needed regularly.

As the types of usable hearing aids increase, we will add to the list as well as update on our website.

If you have contacts who could donate programmers and programming cables, please contact your national Shipping /Ministry Center.

APPENDIX 12:

Bandage Roller Pattern

Bandage Roller mounted to a platform

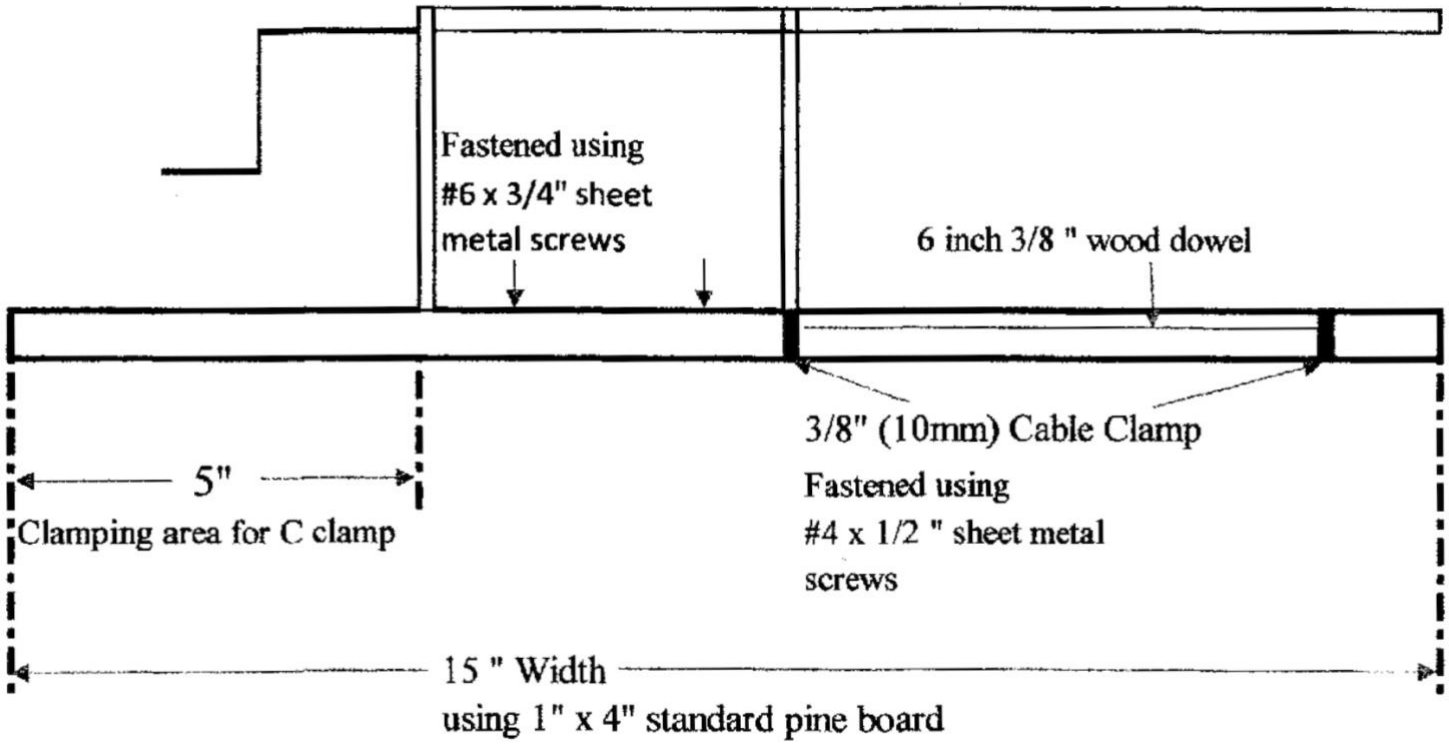

Material List:

		Cost for reference (as of May 2021)
1)	**Bandage Roller** (ordered from Big Dee's Track and Vet Supplies: Streetsboro, Ohio)	10.00
2)	**1" x 4" x 8' standard pine board** (Menards cost $3.78)	0.60
3)	**Pack of 3/8" 10 mm plastic cable clamps** (Menards cost $1.28 /pack of 15 clamps)	0.17
4)	**Pack of #4 x ½" sheet metal screws** (Menards cost $1.18 / pack of 16)	0.16
5)	**Pack of #6 x 3/4" sheet metal screws** (Menards cost $1.18/ pack of 16)	0.15
6)	**Pack of 3/8"x 12" Poplar Dowels** (Menards cost $2.97/pack of 8; Cut dowels into 6" sections)	0.37
7)	**C-Clamps** (Harbor Freight: 2"for $2.19, or 3" for $2.99")	2.99
	Sample cost per a roller mounted to a platform	14.44

Updated: 1/31/26 PRINTED IN U.S.A.